

RAINBOW CANYONS AMATEUR RADIO CLUB NEWSLETTER

CEDAR CITY, UTAH



Club Websites: www.rcarc.info OR www.rainbowcanyons.com Number 5 – Vol. 2 – February 2023

Club Meeting Information

The RCARC meets at 7:00 p.m. on the 2nd Tuesday of each month at the Cedar City Senior Center, 489 E. 200 South. Down Stairs.

2023 Club Officer's

President:

Fred Govedich
KI7TPD

1-435-559-2682

fred.govedich@gmail.com

Vice President

Ron Shelley
K7HDX

1-623-261-6555

ronald.shelley@gmail.com

Secretary

Bonnie Bain
KI7WEX

1-435-865-1653

Bonnie.bain@gmail.com

Treasurer

Linda Shokrian
KG7PBX

1-435-867-5914

lgshokrian@gmail.com

Newsletter Editor/Historian

Dennis L. West
W6DLW

1-760-953-7935

rcarcnewsletter@gmail.com



CQ, CQ, - Happy Valentine's Day



Presidents Message

Hope everyone had a great start to the year! The weather has definitely been a bit cold and wet with lots of snow and ice. Despite this Winter Field Day was January 28 and 29 at the county EOC located at the east end of Kitty-Hawk (across from the animal shelter) on Saturday through Sunday. I also hope you are looking forward to another fun year of HAM radio! Next month we will have a presentation on some different digital modes for HAM radio (this is the presentation that was postponed from our canceled January meeting). We will starting a new Technician class in March so let potential students know!

Continued on Page 2

RCARC Club Nets:

7:00 a.m. Breakfast Net - Monday – Saturday – 146.760.
12:30 p.m. Daily – Utah Beehive Net On 7.272.
8:30 p.m. Tuesday's - ORCA Digital Net. Using FLDIGI, FLMSG AND FLAMP – 3.581 +, 1500/MFSK32.
8:00 p.m. Wednesday – Panguitch Net – 147.160.
7: pm. Thursday– Morse Code Net- This is a Zoom Meeting.
8:30 p.m. Thursday's - WDN Digital Net. Using FLDIGI, FLMSG AND FLAMP – 3.581 +, 1500/MFSK32.
8: p.m. Saturdays – SSTV – 449.925.
9:00 p.m. Daily – Friendship Net – 146.760.
11: a.m. Saturdays (Mtn. Time) QCWA – 160 Net, Utah Chapter,
12: p.m. Freq. 7.272.
7:30 pm. Sunday's – New Harmony Valley Net – Bumblebee Repeater. – 146.680 with a minus offset – PL 100.

Local Repeaters:

Iron Mountain

146.760 MHz – Tone 123.0 Hz
146.980 MHz – Tone 100.0 Hz
448.800 MHz – Tone 100.0 Hz
449.500 MHz – Tone 100.0 Hz
448.400 MHz – Tone 100.0/FM & DMR

Intermountain Intertie:

146.940 MHz – Tone 100.0 Frisco.
146.800 MHz – Tone 100.0 Blow Hard
147.200 MHz + Tone 100.0 Tod's/Hatch
146.820 MHz – Tone 100.0 Utah Hill

Bumblebee/New Harmony:

146.680 MHz – Tone 100.0 Hz

Rowberry:

449.925 MHz – Tone 100.0 VHF Remote

Dutton:

147.160 MHz + Tone 100.0 Hz.

Save The Date

February 14, 2023

RCARC Club Meeting.

7:00 pm. Cedar City Senior Center,
489 E. 200 South. **Program: Digital
Modes in Ham Radio.**

March 14, 2023

RCARC Club Meeting.

7:00 pm. Cedar City Senior Center,
489 E. 200 South. **Program: Ham
Radio and Satellites. George Gallis
(AL7BX)**

April 11, 2023

RCARC Club Meeting.

7:00 pm. Cedar City Senior Center,
489 E. 200 South. **Program to be
determined.**

May 9, 2023

RCARC Club Meeting.

7:00 pm. Cedar City Senior Center,
489 E. 200 South. **Program to be
determined.**

President's Message

Continued from page 1.

I encourage you all to play, share, and have fun on the radio! We all have strengths and weaknesses but we are all interested in radio communications and can benefit from each other. If you are interested in any aspect of HAM radio please explore the topic, experiment, and share what you have done with the group! That is what makes this such a fun hobby! Don't be shy, we are all friends here!

In service,

Fred Govedich (KI7TPD)

Heads Up

Daylight Savings Time is just around the corner.
Sun, March 12, 2023 at 2:00 AM American/Denver Time

Mark your calendars

RCARC Monthly Breakfast

Please come join us on the first Saturday of each month at 9:00 am. for our club breakfast. We meet at the Golden Corral Buffet & Grill (in the back room), 1379 S. Main Street, Cedar City. Their menu offers an unmatched variety of quality foods from breakfast to dinner. See you there.



**Happy Birthday and
Anniversary to those
celebrating in February**



Happy Valentine's Day



Breakfast & Friendship Net Awards

January 2023

Breakfast Net		Friendship Net		
First Place	Third Place	First Place	Second Place	
K7ZI, Dick	N7SIY - Sylvia	K7NKH - Lee	W6DLW - Dennis	
KE7ZIM - Johnny	KK7CTI - Shanda	N7TCE - Merlin	K7ZI - Dick	
KG7PBX - Linda		K7WEP - Paul	KE8OYI - Caleb	
KI7TPD - Fred		K7HDX - Ron	KJ7OGZ - Anne	
KI7WEX - Bonnie		N7WWB - Darlene	W9YNK - Benjamin	
N7SND - Larry		KILUM - Bruce	Third Place	
Second Place		KI7WEX - Bonnie	KA7J Lance	
KC6WFI - Tony		KI7TPD - Fred	KK7FLL - Maddie	
KI7SCX - John		N7SND Larry	KJ7LTQ - Brant	

Rainbow Canyons Amateur Radio Club Treasurer Report as of Dec 13, 2022

Bank balance (reconciled) Dec30, 2022	\$1,243.92
Deposit - memberships & Donation*	+ 439.00
Checks/expenses	
Outstanding check - Xmas giveaway	- 185.00
Balance 1/10/2023	\$1,497.92
Rocky mountain Power due 1/18/2023	- 19.38
Funds available after Jan 18, 2023	\$ 1,478.54

Submitted by
Linda Shokrian KG7PBX
2023 RCARC Treasurer
435-867-5914


*Deposit
Donation \$4
memberships \$435 - KC7IHE, KI7LVB, KI7LVC, KI7KON, KI7LUM, K7ZI,
WA7GVL, KI7TPD, KI7WEX, K7VXV, WB7FET, W6DLW, K7HDX, N7WWB,
KG7VEI, N7KM, KB7UVO, W9YNK, KK7CEE, KE6ZIM, KK7CTI, KI7SCX, K7DVP,
KI7DRE, KK7FLB, N7SND, KC6WFI, KA7J, K7NJ, K6QOG, N7TCE

In This Issue

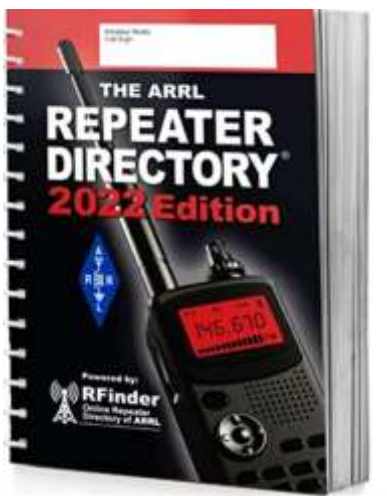
President's Message.	Page 1
Treasurer Report.	Page 3
Buzz's February Safety Tip(s).	Page 5
Radio News for February 1923	Page 7
January Breakfast Pictures	Page 8
March 2, 2023 Technician Class Flyer	Page 9
Two Simple Tricks to Expand Club Membership	Page 10
Winlink Invitation	Page 10
Amateur Code	Page 11
RCARC Event Calendar	Page 11
Ham Radio Operations at US Military academies	Page 11
RCARC 2023 New Officers	Page 12
Did you Know?	Page 12
Hints & Hacks	Page 13
ARRL Volunteers on The Air Event is underway	Page 14
Ham Radio Slang	Page 15
Are You Ready to Provide Emergency Communications in a Disaster	Page 16
Winlink Hidden Features	Page 17
Winter Field Day 2023	Page 18
Various HF Nets Around the Globe	Page 20
ARRL to Inspire Visitors and Young Hams	Page 23

RCARC Book Giveaway.
Books are donated by
Linda Shokrian
(KG7PBX)

Shown below is the book that will be given away at the February 14, 2023 meeting.



The Book below will be given away in March



There was no book giveaway in January as the meeting was canceled due to severe weather.

Contact Us.

Mailing Address:

195 E. Fiddler's Canyon Road #3.
Cedar City, Utah 84721

Club E-mail:

cedarcity.rcarc@gmail.com

Newsletter E-mail:

rcarcnewsletter@gmail.com

Website

www.rcarc.info

www.rainbowcanyons.com

Face Book Page:

<https://www.facebook.com/groups/440325486875752/>

To Join RCARC or Pay Dues:

Go to www.rcarc.info select "Club Info" and then "Join " RCARC. Follow the instructions on the template.

Make check payable to RCARC.
Please write call sign on check.

Thank You

February RCARC Meeting Program

Digital Modes in Ham Radio.

Tuesday February 14, 2023

Ron Shelley (K7HDX) will present APRS, Winlink and JS8 Call.

Fred Govedich (KI7PD) will present FLDigi, RTTY and FT8.

See the January RCARC Newsletter (Page 15) for a brief description of the different modes.

Ham Radio & Satellites coming in March. George Gallis (AL7BX)



Buzz's February Safety Tip(s)



Winter Safety Tips

1. Drive Safely

- Avoid using cruise control in wintry conditions
- Steer in the direction of a skid, so when your wheels regain traction, you don't have to overcorrect to stay in your lane
- Accelerate and decelerate slowly
- Increase following distance to 8 to 10 seconds

If possible, don't stop when going uphill. If visibility is severely limited due to a whiteout, pull off the road to a safe place and do not drive until conditions improve. Avoid pulling off onto the shoulder unless it is an absolute emergency. Limited visibility means other vehicles can't see yours on the shoulder.

2. Prepare Your Car

Is your car ready for winter travel? It's not too late to winterize your car. Check out these car care tips to prepare you for winter driving:

- Check your tires and replace with all-weather or snow tires, if necessary.
- Keep your gas tank full to prevent ice from getting in the tank and fuel lines.
- Use a wintertime fluid in your windshield washer.
- Make an emergency kit to keep in your car. Include water, snacks, first-aid kit, blankets, flashlight, extra batteries, portable cell phone charger, and emergency flares.

3. Prepare Your Home

Winterize your home to help protect yourself and your family from any potential damage the cold temperatures and snow may bring.

Follow these tips to keep your home safe and warm:

- Check your heating systems.
- Clean out chimneys and fireplaces.
- Closely monitor any burning fires or candles.
- Check your carbon monoxide and smoke detectors.
- Remove ice and snow from walkways to prevent slips and falls.
- Keep an emergency kit in your home that includes flashlights, extra batteries, a first-aid kit, extra medicine, and baby items.
- If you lose power, your kit should also include food and water for three days for each family member, warm clothing if you have to evacuate, and toys and games for children.

4. Prepare for Outdoor Activities

- Remaining indoors during the winter is appealing. But you and your family may want to venture outdoors to enjoy winter activities. When you do, take these steps to prevent serious injuries and illnesses, like hypothermia and frostbite:

Winter Safety Tips

Continued from page 5

- Wear layers of light and warm clothing, a wind-resistant coat, waterproof shoes, and a hat, gloves, and scarf.
- Work slowly when engaged in outdoor tasks, such as shoveling your driveway or removing snow from your car.
- Take a friend and carry a charged cell phone when participating in outdoor activities.

5. Avoid Snow Shoveling and Snow blowing Injuries

- Shoveling snow or using a snowblower are among winter's most grueling activities. High levels of activity in cold temperatures put many people at risk of heart attack, especially those that have inactive lifestyles.
- While most people won't have a problem, shoveling snow can put some people at risk of heart attack. Sudden exertion, like moving hundreds of pounds of snow after being sedentary for several months, can put a big strain on the heart. Pushing a heavy snow blower also can cause injury.
- And, there's the cold factor. Cold weather can increase heart rate and blood pressure. It can make blood clot more easily and constrict arteries, which decreases blood supply. This is true even in healthy people. Individuals over the age of 40 or who are relatively inactive should be particularly careful.

6. Prevent Carbon Monoxide Poisoning

- Carbon monoxide detectors save lives. Every year, over 400 people die and 50,000 are treated for carbon monoxide poisoning.
- The most common symptoms of carbon monoxide poisoning are often described as "flu-like" – headache, dizziness, weakness, upset stomach, vomiting, chest pain and confusion.

Continued next column

7. Prevent Falls This Winter

When the rain and snow starts to fall, so do people. In fact, falls are the leading cause of nonfatal injuries in adults 45 and older. Protect yourself from a life-changing injury this winter with these safety tips:

1. **Choose the right shoe.** Shoes and boots need to fit properly and have soles with good traction. Snow boots or hiking boots will provide the best protection for the worst type of weather.
2. **Leave early.** Falls are more likely to happen when you're in a rush. Allow yourself plenty of time to get to where you're going.
3. **Walk like a penguin.** Take short steps and walk as flat-footed as possible on icy or slippery ground.
4. **Keep your hands free.** You'll need them to help you balance, so avoid carrying heavy loads and keep those hands out of your pockets.
5. **Remove snow and ice from walkways frequently.** Don't wait for it to melt. That could take a while. Apply ice melt and ask for help if you need it.
6. **Keep the lights on.** If you have exterior lights on your home, use them to help see where you're walking at night.
7. **Advocate for your safety.** If the entrances or sidewalks do not look safe outside of a business or a local venue, speak up and let someone know.

8. Keep a Charged Phone with You

Your cell phone can help with any emergency you may come across walking, driving, or playing in the snow. It's important to keep a charged cell phone with you or anyone you are out with, so you can call for help if anything were to happen!






RADIO NEWS

H. GERNSBACK—Editor and Publisher
ROBERT E. LACAULT—Associate Editor

EDITORIAL AND GENERAL OFFICES, 53 PARK PLACE, NEW YORK



Vol. 4

FEBRUARY, 1923

No. 8

Radio in 1923

THE year just closed has been one of the memorable ones, for radio, not only in the United States, but in nearly all civilized countries. Radio seems to have come into its own in 1922. Even the most sanguine and the fondest well-wishers of radio never foresaw the tremendous interest that was displayed by the public in all matters radio, in the year just passed. As we have stated before, in these columns, the boom in radio was only to be compared with the boom times of the Texas Oil Fields. In one short year the radio telephone broadcasting stations, that numbered less than six in the United States, increased to almost six hundred at the end of 1922. Every state of the union, with one exception, has its broadcasting stations, sending out regular schedules of entertainments.

As for the advance of the art during 1922, it has been very material, but no very great scientific discoveries in radio have been made. The announcement of Major Armstrong's Super-Regenerative Circuit, by means of which it is possible to receive from over hundreds of miles, using only a single vacuum tube and a loop, was one of the achievements of the art. Aside from this, there were no great radio discoveries, and if there have been any, they have been more theoretical than practical. It is true that a great many new radio patents have been taken out during 1922, but it is as yet too early to say whether any of these will prove epoch-making or not. In transmission, a great advance has been made, all sending, and particularly broadcasting, sets having been improved greatly during the year.

Another milestone in radio for the year was the advent of the high power vacuum tubes, one of these tubes being able to handle no less than 1,000 kilowatts! We are safe in saying that this tube spells the doom of our present high frequency alternators used heretofore in hurling radio waves across land and oceans. Indeed, the best one of the type, the Alexanderson alternator, is already doomed, and will be obsolete in a few years.

The year just closed has been particularly interesting from the point of view of the public. Inventions and developments in radio were stifled more or less on account of this radio boom. It seemed as if everyone, whether he knew much about radio or not, and providing he had a few thousand dollars to invest, promptly embarked upon some radio enterprise or other, with the sole idea of making money out of the game. Naturally, under such conditions, the engineers did not have much time left for research work. It was a case of getting out some radio equipment somehow, at any price. As long as the apparatus could be assembled there was a ready sale for every radio article, good or bad, in the late winter and early spring of 1922.

We stated editorially in our March, 1922 issue—the beginning of the boom—as follows:

"Tremendous efforts are being made by manufacturers to meet the situation, and with all the new capital being poured into the business, we estimate that within six months at the most the supply will exceed demand. In other words, everyone, unless he buys carefully, will be overstocked, and the usual hardships will follow. This not only holds true for the dealer who will find himself loaded with material on his shelves that he cannot move rapidly, but for the small manufacturer as well, who will have all his money tied up in merchandise for which the sale is not as brisk. We shall then witness the next cycle, price cutting, when real competition will begin in earnest."

As will be seen, every word of this prediction came true. There have been tremendous failures in radio, and it is safe to say that less than one-half of the concerns that embarked as manufacturers into the radio industry are alive now. Of the 50 per cent that are still going, 25 per cent of these newcomers are finding themselves in financial straits at the present time of writing.

The answer is two-fold: Over-production on the one hand—exceedingly poor apparatus, made to sell and not to work, on the

other hand. In many cases the public was caught unawares and bought radio material that proved a detriment to the entire industry. In many cases the public began to think that radio was a swindle, due to such poor equipment that sold at high prices and gave no results.

What about the future? What will 1923 spell in radio?

There is no question that during the coming year the research in radio will once more become important with our engineers, and that a great many important improvements in radio inventions will be made during this year. For one thing, we are quite certain that the day of poor equipment has gone for good. The radio industry is becoming exceedingly wary of poorly-built instruments, and will have none of it. *We predict that only those concerns that turn out first class material will survive in 1923.* Slowly our manufacturers are beginning to see that radio is more of an art, than a manufacturing proposition. *Precision and accuracy* are the words that every manufacturer should take to heart for 1923.

Whereas we used to be content with wooden boxes and fibre bases, the all-composition moulded instrument is coming into vogue more and more. The radio public wants something that stays put, that is not influenced by temperature changes, and that will not come apart of its own accord.

We predict also for 1923 that radio frequency amplification will be used much more generally than it is now. Radio frequency does not give rise so much to distortion as do regenerative circuits. This is said with no idea of discouraging people from experimenting or buying outfits which have regenerative circuits, but rather to urge the manufacturers to so improve their regenerative outfits, that distortion is done away with.

In 1923 we shall, no doubt, see the single control outfit. The public at large, particularly the lay public, wants an outfit with a single adjusting knob. The average layman does not cherish the idea of six or seven knobs and dials, which are apt to confuse him, and lead him nowhere, for the reason that he does not know how to get results from an otherwise good outfit. Every woman or housewife knows how to operate a phonograph. How many, out of a hundred, know how to operate a vacuum tube set? The percentage is exceedingly small. Our manufacturers who wish to steal a lap on their competitors should work along these very profitable lines.

The next great improvement needed in 1923 is the outfit or appliance that will do away with interference. Whether it is the vacuum tube or crystal set, there is entirely too much interference now. Only an expert can tune out the unwanted station. With a four- or five-tube receiver it is possible to pick up stations several thousand miles distant. Within such a radius are three or four hundred broadcasting stations. Any evening, between 8 and 10 o'clock, a great majority of these stations is operating. What chance, then, has the average layman to pick out any of these stations and tune to any one he wants? The chances are mighty slim that he can do it. As a rule, with the present outfits, there is horrible interference. Of course, a loop set will help greatly, but this is NOT the solution of the problem. There must be something in particular that we have as yet not learned, and somewhere, somehow, some genius will no doubt effect a satisfactory solution.

The next and most important improvement upon which our manufacturers should concentrate, is the loud talker. It is safe to say, and experts agree upon it, that one cause of the slump in 1922 was directly traceable to the abominable sounds emitted by nondescript loud talkers, which were not constructed upon either mechanical, electrical, or acoustic principles. 1923 will probably see a great change in our loud talkers. It is safe to say also that the loud talker, at the end of this year, will be a totally different appliance from what we have now. *We predict that it will not be of the horn type at all, but that it will be constructed upon entirely different principles.*

H. GERNSBACK.

RCARC January Breakfast Pictures



Members in conversation during breakfast



Fred (KI7TPD) caught off guard



Benjamin (W9YNK) and Family



Tim (KI7LVC) and Tammy (KI7LVB) listening to the conversations.



Linda (KG7PBX) and George (AL7BX)



Shanda (KK7CTI) and family enjoying breakfast

**The Rainbow Canyons Amateur Radio Club (RCARC)
is Sponsoring an Amateur Radio**

Technician Class

Beginner Level for Ham Radio

**Dates: Thursdays - March 2, 9, 16, 23 and 30, 2023
with the test, Thursday April 6, 2023
Time: 6:00 pm - 9:00 pm**

**Where: Cedar City Senior Center
489 E 200 South, Cedar City, UT 84720**

Class Cost: Free

Study Manual: Free Download

www.ad7fo.com/training.html

Click on Amateur Licenses Technician Syllabus (green button on left) to download. **Please bring to class**



Contact to Register:

**Linda Shokrian KG7PBX
435-867-5914 or
email: Lgshokrian@gmail.com**

**There is a \$15 ARRL Test Fee
and if you pass a \$35 FCC License Fee**

The Amateur's Code

The radio amateur is:

CONSIDERATE...never knowingly operates in such a way as to lessen the pleasure of others.

LOYAL...offers loyalty, encouragement, and support to other amateurs, local clubs, and the American Radio Relay League, through which amateur radio in the United States is represented nationally and internationally.

PROGRESSIVE...with knowledge abreast of science, a well-built and efficient station and operation above reproach.

FRIENDLY...slow and patient operating when requested; offers friendly advice and counsel to the beginner; kind assistance, cooperation, and consideration for the interests of others. These are the hallmarks of the amateur spirit.

BALANCED...radio is an avocation, never interfering with duties owed to family, job, school, or community.

PATRIOTIC...station and skills are always ready for service to country and community.

--The original Radio Amateur's Code was written by Paul M. Segal, W9EEA, in 1928.

This was written over 90 years ago and should be applicable to every operator today. If we're operating on the air or working to mentor a new operator, are we living up to this ideal and passing it along to others?



Two Simple Tricks to Expand Club Membership

As an ARRL official, I talk with hundreds of hams each year, many of whom are newly licensed or returning to the airwaves after a long absence. I ask them if they belong to a local club. To my surprise, many reply no, and cite two reasons why they don't join. First, no one responds to a call from them on the club's repeater, and secondly, they feel awkward at club meetings because few members wear badges to identify themselves. Both situations can easily be remedied.

Make it a club policy for members to monitor the club's designated repeater for at least 1 hour ahead of meeting times, not only for regularly scheduled meetings, but also for any informal events, such as breakfasts, lunches, or dinners. Answer unfamiliar calls, and invite the caller to your event, confirming the location. This is not only appreciated by new hams, but also operators returning to our hobby after many years. Remember that VHF/UHF FM equipment sold 30 years ago is still fully functional, so lots of returning hams still expect repeaters to be the primary conduit to communicate with members before meetings.

Many hams have gotten out of the habit of wearing a badge. While most members may know one another by sight, a visitor does not. Wearing a badge at a gathering helps associate a name and call sign with a face, and makes the visitor feel at ease. An easy way to make sure everyone is identified is to have blank adhesive name badges from an office supply store and a marker by the entrance to the meeting room. Another suggestion is to have your club work out a bulk order arrangement with an amateur radio badge maker. The club could even offer to pay a percentage of the price per badge to encourage members to buy one.

Monitoring the club's official repeater and wearing a badge are two simple ways to make nonmembers feel welcome and part of your club, with the hope they will join.

-- ARRL Roanoke Division Vice Director Bill Morine, N2COP

Winlink Invitation

By W8ZY

Winlink is one of the many tools that amateurs can use for fun, as well as for emergency communications situations. I live in Connecticut and have been involved with Winlink for several years now. I will not presume to know all the answers, but I would like to invite Winlink-capable operators to send me a message and tell me two things: where you're sending the message from, and whether you're using HF, VHF, VARA, or Telnet. This is not a formal survey, just my curiosity, but I will try and report on what I get in my inbox. Send your Winlink message to W8ZY, and let's see what happens.

I am happy to suggest that if you wish to participate in regular Winlink exercises, drop by the EmComm Training Group, www.emcomm-training.org, and check out their events.

RCARC Calendar

Did you know that the RCARC has a calendar of all upcoming events, nets, meeting and other? If you are looking to see when the next meeting might be using your computers browser type in the following URL www.rcarc.info when the web page loads select "**Club Info**" from the menu. When the next page loads select "**Calendar**" for access to the information. As you scroll through the items listed each day place your cursor over the time of the event and left click your mouse button. This will bring up detailed information on that event if available. Have fun.

New members check this feature out.

Amateur Radio Operations at the US Military Academies

01/06/2023

The Service Academies Radio Group (SARG) was recently formed for alumni and amateur radio operators who are interested in the five U.S military academies.

William Curry, W5CQ, founder and net control operator for the SARG Net, said two months ago there was a new interest in forming a group and net. He noticed that only one military academy, West Point, W2KGY, was still operating a club station. At one time, every military academy had an operating club station.

"The club stations at the U.S. Military Academy, U.S. Naval Academy, U.S. Air Force Academy, U.S. Coast Guard Academy, and the U.S. Maritime Academy all have been off the air for some time," said Curry. "But we now have 50 new members, all who are interested in promoting amateur radio at all of the academies."

The SARG net meets every Thursday at 2200 UTC on 7.280 MHz, and every Saturday at 1600 UTC on 14.338 MHz. All amateur radio operators, whether they are veterans, or just have an interest in the military or history of the academies, are invited.

Curry has been licensed since 1950 and holds an Amateur Extra-class license. He is also an ARRL Life Member.

For additional information about the SARG Net, contact Curry at w5cq@arrl.net.

January RCARC Club Meeting Canceled

For those of you who may be wondering the January RCARC Meeting was cancelled due to severe weather conditions and safety.

We apologize for any inconvenience that this may have caused but the safety of our members and guests is our first priority.

Thank you for your understanding.

Meet the Newly Elected Rainbow Canyons Amateur Radio Club (RCARC) 2023 Board of Directors

Fred Govedich (KI7TPD)	President	Bonnie Bain KI7WEX)	Secretary	Dennis L. West (W6DLW)	Newsletter Editor, Historian
Ron Shelly (K7HDX)	Vice President	Linda Shokrian (KG7PBX))	Treasurer	Congratulations to all	

At the RCARC General Meeting December 13, 2022 the above members were nominated and elected to serve as the club's Board of Directors for 2023. Congratulations to the new Board. They will be seated at the February 14, 2023 club meeting.

Did you Know? Time Operator in Chicago in 1928

There are many jobs that sound boring, but this position might actually take the cake! Back in the 1920s, a new service was started to keep people up to date with the times. The goal was for all citizens to say with confidence, that they'll never be late again!



Here you can see one of the time operators in Chicago doing her diligence to announce the time every 15 seconds. Pretty soon, recordings took over and eventually the service was phased out. Surprisingly, it lasted as long as 2007!

Hints & Hacks



Scratch-Proof Your Radio Flip Stand

To protect desktops and other surfaces from being scratched by my radio's metal flip stand, I bought a package of small rubber grommets designed for 1/8-inch diameter cable.

The grommets are only about 3/8 inch in diameter. I removed one of the mounting brackets holding the flip stand, and pushed four of the grommets on to the stand arranging them so they wouldn't interfere with any parts of the radio when the stand folded down. Now I no longer worry about the scratches. Phil Salas - AD5X

A No-Waste Way to Access Wire Ties

The common method of opening a package of wire ties is to tear or cut one end of the bag. This can cause ties to spill out of the bag. I've seen hundreds of ties wasted on construction sites due to this method of opening the bag.

The solution is to cut a slit in the middle of the bag perpendicular to the ties. Now you can easily remove the ties through the slit, and because the ends of the bag are still sealed, ties won't fall out.

Roger Gibson K4KIK

Hints & Hacks



Neater Project Weatherproofing

Hams often use common hardware store silicone sealant to weatherproof radio projects. It's waterproof and durable, but very messy.

An easy way to keep it from being lumpy and ugly on your project is to thin it before application.

A 50-50 mix of sealant and turpentine, lighter fluid or paint thinner works well. Squeeze a tube of sealant in to a pint glass jar with a good lid, add the solvent and stir thoroughly. You now have a thick 'paint' that applies easily with a brush, stays in place and covers well. I use it for other things than weather proofing, such as holding the turns of a homebrewed coaxial trap for 40 meters.

The only short coming is that the cure time for the thinned sealant is much longer - a day or so. But once it's exposed to the air, the sealant becomes weather proof in a couple of hours. Just let it finish curing and harden in service.

The remain mixture remains liquid in the glass jar and won't cure. John Portune - W6NBC

ARRL Volunteers on the Air Event is Underway

01/06/2023

ARRL's yearlong operating event, [Volunteers On the Air](#), or VOTA, began January 1, 2023. The event is organized as part of ARRL's 2023 theme, "Year of the Volunteers," which recognizes the contributions of ARRL member volunteers, and offers opportunities to become more active and involved in amateur radio and ARRL.

VOTA encourages participants to make contacts with ARRL members and volunteers, earning points for each contact. Point values have been assigned (see the Points Table at [vota.arrl.org](#)). All scoring is automatically calculated through ARRL's Logbook of The World (LoTW, [www.arrl.org/logbook-of-the-world](#)). If you are already an LoTW user, continue to upload your QSOs there to participate. If you're a new LoTW user, visit [Getting Started with LoTW](#).

As part of the event, there will be week-long activations by W1AW portable stations operating in all US states and territories. W1AW/# portable operations are worth 5 points for each contact, and they can be contacted on all bands and modes. There's also an opportunity to earn the W1AW Worked All States Award. There will be two week-long W1AW operations from each of the 50 states.

Later in the event, an on-line scoreboard, the VOTA Leaderboard, will be activated, allowing each participant to see how their score measures up with other participants throughout the year.

Only two-way contacts qualify for points (cross-band, cross-mode, and repeater contacts are not valid), using any mode (CW, phone, or digital) - including EME and satellite operations - on 160, 80, 40, 20, 15, 10, 6, 2, and 1.25 meters, as well as 70 centimeters, VHF/UHF/SHF, and microwave bands available to US amateurs above 2 meters (2190-, 630-, 60-, 30-, 17-, and 12-meter band contacts are not counted for credit in this event).

Join the fun! Visit the official VOTA website for further details: [vota.arrl.org](#).




A Dose of Humor



"If I can't say anything good about a person, Vivian, I switch over to CW."



"It'll be a little easier to handle when I re-design the antenna."



"Aw shucks, there goes our broadcasting tower!"

Ham Radio Slang

73 - Best wishes
88 - Hugs and kisses
Boat anchor - Old, usually BIG, radio equipment
Brick - A small, solid-state amplifier
Bug - A semi-automatic Morse code key
Bureau - A clearinghouse for QSL cards
Cans - Headphones
Chirp - A Morse signal with a varying tone
Clear - "I'm finished on the frequency, anyone else can use it"
Cloud warmer - An inefficient antenna that radiates straight up
DX - Talking to stations very far away
DXpedition - A trip to a (usually) remote place to operate ham radio
Elmer - An experienced ham helping a newcomer
Hollow state - Tube equipment
Homebrew - Home made equipment
Lid - An inconsiderate operator
Magic Band - The 6 meter band (50-54 MHz)
OM, Old man - Any male ham (regardless of age), husband
Out - "I'm turning off my radio", but NEVER use "Over and Out"
Over - "It's your turn to talk, I'm listening"
Pile-up - Lots of stations calling one station at the same time
Pond - The Atlantic Ocean
Pound brass - Operate using Morse code
Rag chew - Shooting the breeze, just chatting
Reading the mail - Listening without transmitting
Rig - Ham radio equipment
Rock - a quartz crystal used for frequency control
Rock bound - Transmitter using crystals. Instead of tuning, you change crystals
Sideswiper - A type of Morse code key that moves side-to-side
SK, Silent key - When referring to a ham, it means they died
Tail gating - Transmitting quickly after another transmission
Ticket - Amateur radio licence
Top band - The 160 meter band (1.8-2.0 MHz)
Wallpaper - Awards and certificates
Work - Make contact with. Example: "I worked W5ALT on 10 meters"
XYL - Wife (Ex-Young Lady)
YL, Young lady - Any female ham, regardless of age

Are You Ready to Provide Emergency Communications in a Disaster?

As an Amateur Radio operator who wants to serve in time of disaster, you have several challenges to overcome, but there are many resources available to you to help you overcome the challenges. The challenges include gaining and maintaining:

- operating techniques that are effective, efficient, courteous, and compliant with the federal regulations that govern Amateur Radio,
- proficiency in composing and routing both formal and tactical message traffic, and
- proficiency in using your radio equipment under field conditions.

Some radio operators are under the impression that the federal regulations that govern Amateur Radio are suspended during emergencies or disasters. You may hear them say something like "In an emergency, anything goes." This is **not true**. In emergency and disaster situations, certain provisions of the regulations go into effect, and certain prohibitions are suspended, but the remaining provisions remain fully in effect.

We Amateur Radio operators should, in fact, expect and prepare to govern ourselves with the utmost discipline, compliance, and courtesy during emergencies and disasters in order to achieve our mission of serving the public at those times.

For most Amateur Radio operators, conveniently-located actual disasters utilizing Amateur Radio's services are rare, so skills must be gained and maintained in other ways. Activities that will help you meet these challenges include:

- Learn from operators who have experience and good operating practices. (ARRL).
- Join a local Amateur Radio club and attend its meetings. Join the American Radio Relay League (ARRL).
- Participate in your area's Amateur Radio disaster-preparedness nets. These nets, managed by local clubs, are often held weekly on weekday evenings. Most Amateur Radio operators participate from their homes.
- Register in the Amateur Radio Emergency Service® (ARES®)
- Register in your community's Auxiliary Communications Service (ACS) or Radio Amateur Civil Emergency Service (RACES) program, if any.

- Read the monthly ARES E-Letter. It is available on the ARRL Web site, and ARRL members can have it sent to them by email.
- Study the operator's manual for your transceiver, and practice changing your transceiver's settings
- Learn how Amateur Radio operators handle both formal and tactical message traffic, and practice sending and receiving messages.
- Participate on an Amateur Radio team in support of a local event such as a walkathon, run, hike, or bike ride. Working at these public service events is fun and a valuable service to the public, and the skills used are very similar to those used in emergency communications. You can often learn of a need for Amateur Radio operators at such events on the Web sites of local Amateur Radio clubs.
- Participate in the annual ARRL Field Day in late June with your club or on your own.
- Participate in the ARRL Simulated Radio group Emergency Test (SET) annually in the fall with your local Amateur Radio Group. Look for opportunities to gain related skills and certifications.
- Encourage and train less-experienced Amateur Radio licensees in emergency communications skills.

Additional information is available at the Federal Emergency Management Agency (FEMA) website www.fema.gov or at <http://jrabold.net/ks6m/emcomm/index.html>

Winlink Hidden Features

For those of you who are interested in Winlink I want to turn your attention to a long but interesting video that was produced by the group Wavetalkers. They have a website and YouTube page with MANY informational videos about Winlink and ham radio. One of their LIVE broadcasts from last July was about Winlink Hidden Features. That piqued my interest (Matthew (KN6CEI) and I watched a short bit of the hour-long video. I encourage you to check them out as well. Check out the URL below to view the video.

<https://www.youtube.com/watch?v=TrFdrTxbhAQ>

Continued next column

Continued on page 17

Winlink Hidden Features

continued from page 17

I want to briefly mention one of the hidden features I learned and tried. It is the Winlink Catalog Requests under settings. In the new box that pops up, on the left are the listed categories. When selected it brings up the data requests that you can double click and then post to your outbox. I went under WX US Coast and selected weather from Pt. St. George to Pt. Arena. Once I sent that message off and waited a couple minutes, I made another connection and received a message with up-to-date weather information and a satellite map.

There are many different requests available and I'm going to have fun playing around with them. I suggest using a Telnet connection for your testing since the messages will be sent and received faster. From there you'll know what is important to you when the internet is down and you only have radio.

Matthew (KN6CEI) is net control for the Humboldt County, California, Winlink Wednesday Net.

Congratulations Are In order

Kudos are in order for club member Brad Biedermann (WA7HHE) who conducted his first ever Western Digital Net (WDN) as net control.

Those of you that are familiar with digital nets know these nets can be fast with complete focus needed to keep up.

Brad performed like a veteran professional.

Congratulations Brad

Ham Gear for Sale

Ameritron AL811 H

800-Watt PEP AMP

240 Volt but easily converted to 120

\$850.00

Ameritron AL800

600-Watt PEP AMP

120 Volt

\$750.00

MFJ Versa Tuner 3

Antenna Tuner (800 Watt)

\$200.00

**If interested please call Curt at (562)
242-4564**

Curt lives in Enoch

Request

I'm in need of the programming software and cable for a Yaesu VX1R Dual Band Mini HT.

I'm reaching out to our Ham Radio community in hopes that someone might have the requested item(s).

If you're able to assist please contact;

Dennis L. West (W6DLW)

760) 953-7935

Thanks in advance



RCARC 2023 Winter Field Day

This year's RCARC's Winter Field Day Operations was held at the Iron County Emergency Operations Center (EOC) facility on Kitty Hawk Drive between Bull Dog Road and Airport Road across from the Cedar City Animal Control Office.

Set up commenced at 9 am. on Saturday January 28, 2023 and Winter Field Day was underway at 12 pm. and continue for 24 hours until 12 pm. on Sunday January 29, 2023.

Field Day demonstrates ham radio's ability to work reliably under any conditions from almost any location and create an independent communications network.

Ham radio functions completely independent of the Internet or cell phone infrastructure, can interface with tablets or smartphones, and can be set up almost anywhere in minutes. That's the beauty of Amateur Radio during a



See Pic's next column



Antenna Element under Assembly.



Antenna Element being placed into position on tower.



Guy ropes, coax and other miscellaneous items being attached the tower prior to raising

Continued on page 19



Tower being raised into position



Trying out Dennis (W6DLW) new Wolf River Silver Bullet 1000 Coil HF Antenna. Will be used for 10 Meter contacts.




WFD underway with Bruno (KG7VNN) left working 40 meter digital and Brody (K7VXV) right working 20-meter voice.

Continued next column



Dennis (W6DLW) working 10-meter voice. Outside temp 27 degrees. New antenna performed beautifully.



Fred (KI7TPD) rear working 40 meter digital and Brody (K7VXV) working 20-meter voice.



Winter Field Day 2023 comes to an end. Demobilization underway.

Time	Frequency	Name of HF Net
UTC	MHZ	
0000	3.968	Happy Hour Net
0000	14.32	Sea Maritime Mobile Net
0000	14.135	Pacific Island Net
0025	14.323	South East Asian Maritime Net
0100	3.925	Gulf Coast Hurricane Net
0100	21.407	Pacific - Indian Ocean Net
0130	28.313	10 Meter Maritime Mobile Net
0130	7.126	Maritime Mobile Fast CW Net
0200	21.402	Gerry's Happy Hour
0200	14.334	Brazil East Coast Net
0200	3.932	Great Lakes Emergency Net
0200	7.126	Maritime Mobile Slow CW Net
0200	14.303	California - Hawaii Net
0200	7.29	Hawaii PM Net
0220	14.315	Travelers Net
0300	14.3	Pacific Seafarer's Net - Warm up
0325	14.3	Pacific Seafarer's Net - Roll Call
0325	7.294	Sandia Net
0330	14.04	Cruising Club Maritime Mobile CW Net
0400	14.115	Canadian DDD Net
0400	14.318	Arnold's Net
0400	14.075	Pacific CW Traffic Net
0400	14.314	Pacific Maritime Mobile Net
0500	21.2	UK /NZ / African Net
0500	21.28	USA / VK traffic Net
0630	14.316	South African Maritime Net. (20 Meters for about 20 minutes then moves to 40 Meters 7.125).
0630	14.313	International Mobile Maritime Net
0630	14.189	Pitcairn Net
0700	7.085	Mediterranean Sea Cruisers Net
0700	14.265	Pacific Island Net
0700	14.31	Guam Area Net
0715	3.82	Bay of Islands Net
0800	14.315	Pacific Inter-Island Net
0800	14.303	United Kingdom Maritime Net (Morning Session)
0800	7.28	Australia Traffic Net
0900	14.3	Mediterranean Sea Maritime Mobile Net
0900	7.08	Canary Island Net
0930	3.855	Eric In Trinidad (Morning Session)
1000	14.32	South China Sea Net
1000	14.33	Pacific Gunkholes Net

¹ Thank you, Russ, for your dedication to this endeavor

Time UTC	Frequency MHz	Name of HF Net
1030	3.815	Caribbean Weather Net
1030	14.265	Barbados Cruising Net
1030	7.086	Detailed Wind and Seas - Caribbean
1100	3.77	Maritime Provinces Weather Net
1100	7.25	Caribbean Maritime Mobile Net
1100	14.3	Intercom Mobile Net
1100	14.283	Carribus Traffic Net
1100	14.119	Le Reseau du Capitaine (French Speaking Net)
1110	3.93	Puerto Rico / Virgin Island Weather Net
1115	14.32	Roy's Net
1130	14.325	Swedish & Scandinavian Maritime Net (Combined) October to April. Alt. 21.325. 1930 UTC April to November (Alt. 21.325).
1130	14.316	South America Maritime Net (20m for 5-10 Minutes then moves to 40m) 21.325.
1130	21.325	South Atlantic Round Table
1145	14.121.5	Mississauga Net (Winter)
1200	28.38	Maritime Mobile Net
1200	14.04	Maritime Mobile CW Net
1200	14.32	South East Asia Net
1200	14.332	Young Ladies Emergency Net
1200	3.696	Bahamas Weather Net
1230	7.185	Barbados Information Net
1230	13.325	Scandinavian Net (Atlantic & Caribbean)
1245	7.268	Waterway Radio & Cruising Club Net
1245	14.121.5	Mississauga Net (Summer)
1300	21.4	Trans-Atlantic Maritime Net
1300	7.083	Central American Breakfast Club
1300	14.319	Middellandse Zee Net
1400	7.292	Florida Coast Net
1415	3.968	Sonrais Net
1430	7.194	Chubasco Net
1500	7.193	Alaska Net
1500	7.233.5	Baja-California Net (Winter)
1530	14.173	Chesapeake Nautical Net
1530	3.865	Northwest Boaters Net
1545	14.34	Marquises Net
1600	7.238.5	Baja-California Net (Summer)
1600	7.200/268	Taco Net
1600	14.3	Maritime Mobile Service Net (Summer)
1630	14.313	German Maritime Mobile Net
1630	21.35	Pitcaim Net
1700	14.3	Maritime Mobile Service Network (Winter)
1700	14.323	US / Canada Power Squadron Net

Time	Frequency	Name of HF Net
UTC	MHz	
1700	14.34	California Hawaii Net
1700	7.24	Baja Net
1700	14.28	Inter Mission RA Net
1730	14.115	Canadian DDD Net
1800	14.303	United Kingdom Maritime Net (Summer)
1800	7.076	South Pacific Cruising Net
1800	7.197	South Pacific Sailing Net
1830	14.34	Manana Net (Warm Up)
1830	14.119	Le Reseau du capitaine (Weather in French)
1900	14.297.5	Italian Amateur Radio Maritime Mobile Net
1900	14.285	Kaffee Kaitch Un Net
1900	14.305	Confusion Net
1900	14.34	Manana Net
1900	7.255	West Pacific Net
1900	7.285	Hawaii AM Net
1900	21.39	Halo Net
1900	3.855	Friendly Net
1900	3.99	Northwest Maritime Net
1900	14.329	Bay of Islands Net
1900	7.285	Shamru Net
1930	3.855	Eric in Trinidad (Evening Session)
1930	7.086	Cocktails and Weather (Caribbean)
1930	14.325	Swedish & Scandinavian Maritime Net (Combined) UTC April to November (Alt. 21.325).
2000	7.08	New Zealand Weather Net
2000	7.06	VK Maritime Net
2000	7.095	Harry's Net
2000	14.26	Party Line Net
2000	21.39	Inter-American Traffic Net
2030	14.303	Swedish Maritime Net
2030	7.086	Cocktail and Weather Net
2040	7.087	Comedy Net (VK and South Pacific Area)
2100	14.113	Mickey Mouse Connection
2100	14.261	Ben's Favorite Maritime Mobile Un Net
2100	14.315	Tony's Net (New Zealand)
2100	14.318	Daytime Pacific Net
2100	21.39	North South America Net
2130	7.295	Waterway Cocktail Hour
2200	21.412	Pacific Maritime Mobile Net
2230	3.815	Caribbean Weather Net
2235	3.815	Antilles Emergency Weather Net
2310	3.93	Puerto Rico / Virgin Island Weather Net

Yaesu Radios Donated to ARRL to Inspire Visitors and Young Hams

There are two new [Yaesu](#) transceivers in use at [ARRL](#) Headquarters in Newington, Connecticut. They arrived via a generous donation from Yaesu USA.

The company has donated an FTDX101MP and FTDX10, both HF/50 MHz transceivers. In arranging the donation, Yaesu Vice President, Sales and Credit Gary Doshay, KN6APR, urged that the radios be used by ARRL "to educate and assist your visitors and especially young enthusiasts for ham radio."

"We appreciate the value that having this equipment available for members and visitors to see and explore will provide," said ARRL Director of Operations Bob Naumann, W5OV. "These are two of the top three performing transceivers on the Sherwood list," he added.

The FTDX101MP was named for Yaesu Founder Sako Hasegawa, JA1MP. The model holds a place of honor, in service in the first operating studio of the Hiram Percy Maxim Memorial Station, W1AW. ARRL members and visitors come year-round to tour the station and operate the equipment, most of which has been donated by generous manufacturers over the years. "The radio is already receiving a lot of attention from visitors," said W1AW Station Manager Joe Carcia, NJ1Q. "Some of our recent guests have included students and scouting groups who have enjoyed trying the new radio -- adding to the overall 'wow' factor of the station. We're grateful to Yaesu for this new addition to W1AW."

The FTDX10 has been installed in the new ARRL Radio Lab, W1HQ, where it will contribute to the station's ongoing role in the development of innovative amateur radio station design and function.

"The Radio Lab is an extension of ARRL's equipment testing program, which supports ['Product Review' in] QST magazine," said Naumann. "Putting the latest in modern radio technology through its paces is the intent of the Lab. It represents what is possible if the modern ham were to go with cutting-edge technology and integration. The Yaesu FTDX10 fits perfectly in that environment."

Naumann says the ARRL stations will benefit significantly from the donations of Yaesu's highly capable rigs. "It demonstrates the important partnership ARRL has with amateur radio manufacturers to educate and inspire our community." End.



Continued next column